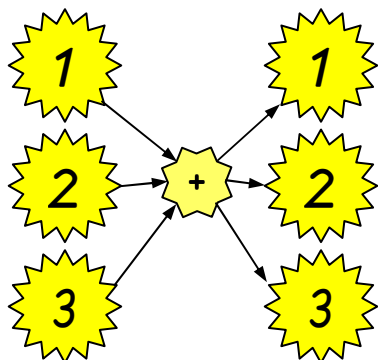


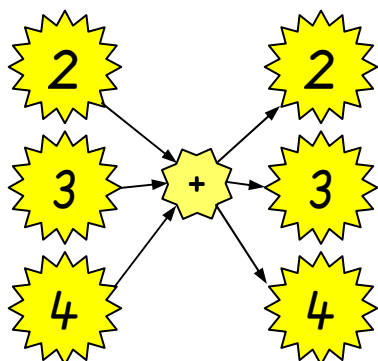
Bilde Plus-Aufgaben, trage sie in die Wolke ein und rechne aus. (ZR 10)

Z.B. an der gestrichelten Linie zerschneiden und die „Sternbilder mit Wolke“ für kurze Übungen nutzen. Die „fertigen Sternbilder“ können gesammelt und/oder auf ein A3-Blatt als „Nachthimmel“ geklebt werden.

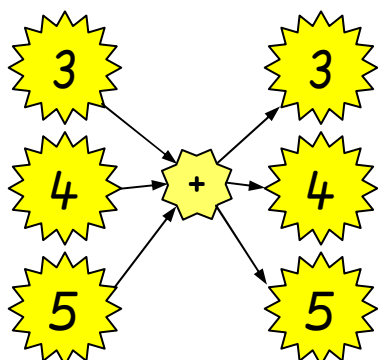
Beispiel



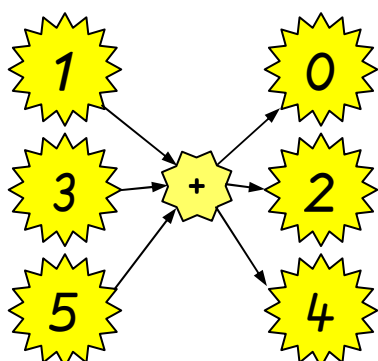
1	+	1	=	2	2	+	1	=	3	3	+	1	=	4
1	+	2	=	3	2	+	2	=	4	3	+	2	=	5
1	+	3	=	4	2	+	3	=	5	3	+	3	=	6



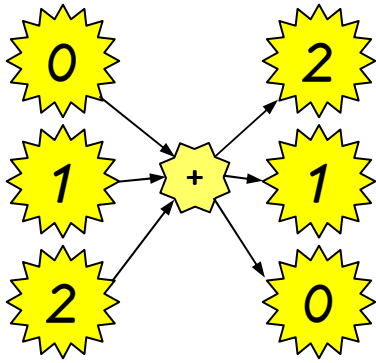
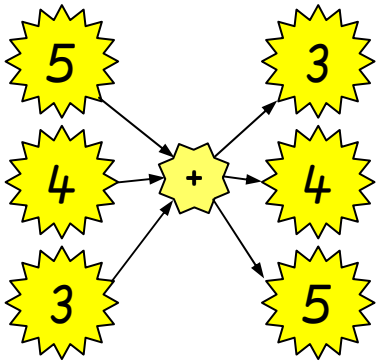
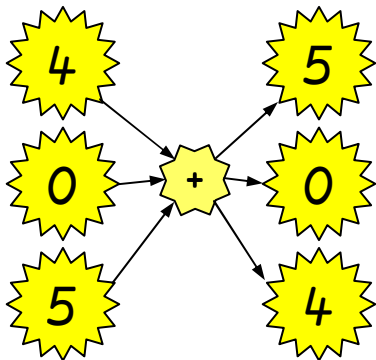
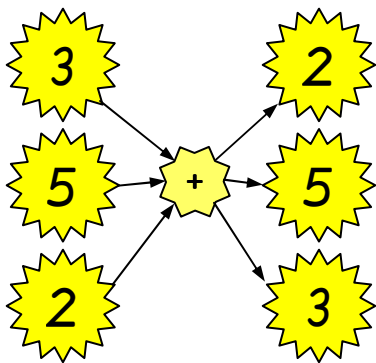
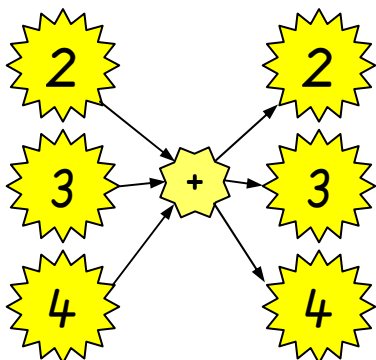
+		=		+		=		+		=	
+		=		+		=		+		=	
+		=		+		=		+		=	

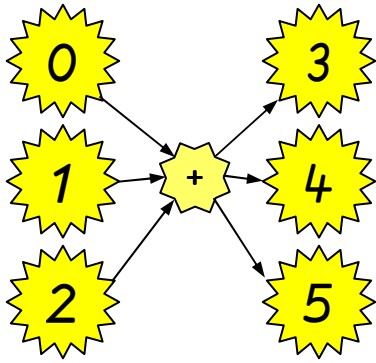


+		=		+		=		+		=	
+		=		+		=		+		=	
+		=		+		=		+		=	



+		=		+		=		+		=	
+		=		+		=		+		=	
+		=		+		=		+		=	

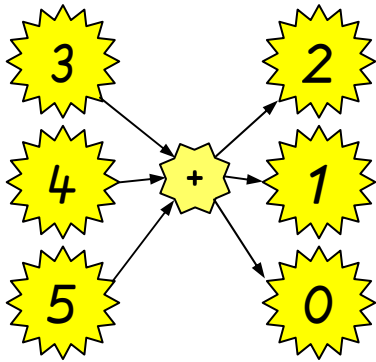








+		=	
+		=	
+		=	

+		=	
+		=	
+		=	

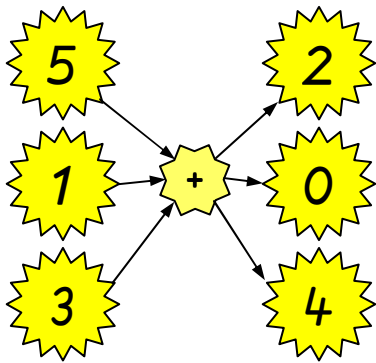
+		=	
+		=	
+		=	



+		=	
+		=	
+		=	

+		=	
+		=	
+		=	

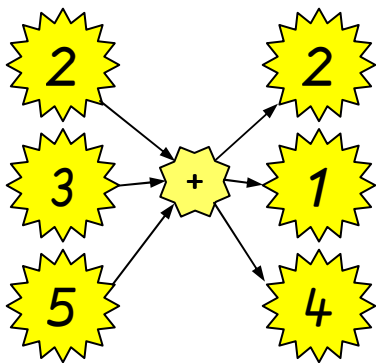
+		=	
+		=	
+		=	



+		=	
+		=	
+		=	

+		=	
+		=	
+		=	

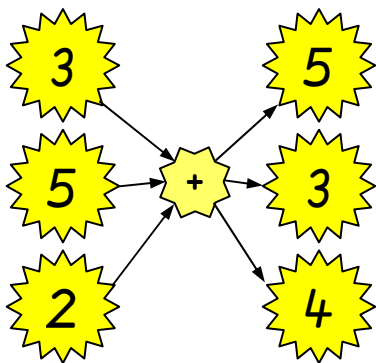
+		=	
+		=	
+		=	



+		=	
+		=	
+		=	

+		=	
+		=	
+		=	

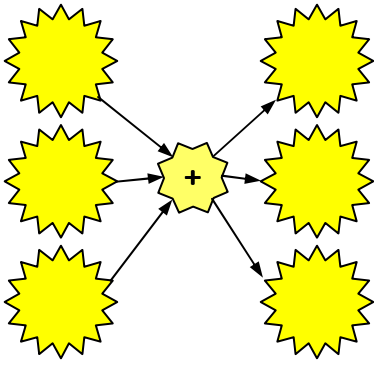
+		=	
+		=	
+		=	



+		=	
+		=	
+		=	

+		=	
+		=	
+		=	

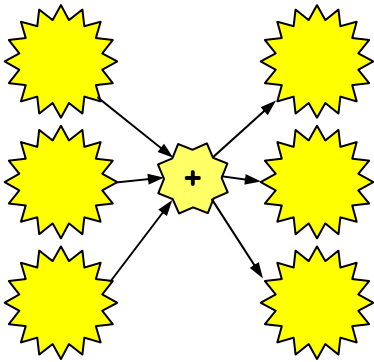
+		=	
+		=	
+		=	



+		=	
+		=	
+		=	

+		=	
+		=	
+		=	

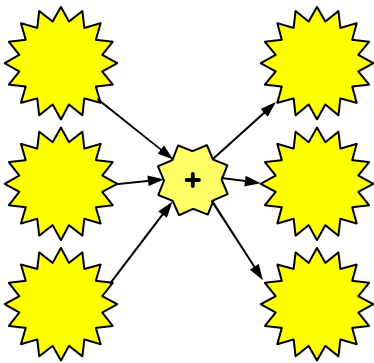
+		=	
+		=	
+		=	



+		=	
+		=	
+		=	

+		=	
+		=	
+		=	

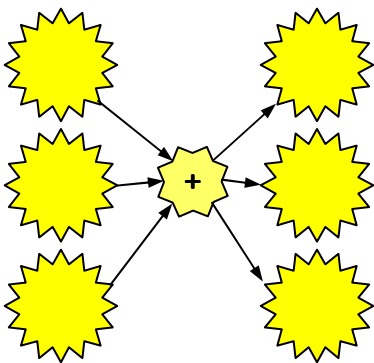
+		=	
+		=	
+		=	



+		=	
+		=	
+		=	

+		=	
+		=	
+		=	

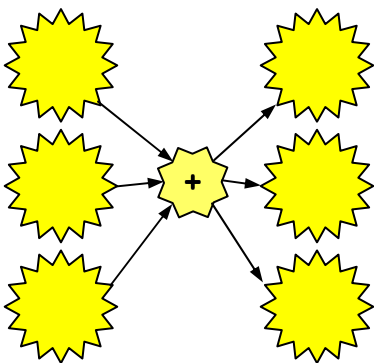
+		=	
+		=	
+		=	



+		=	
+		=	
+		=	

+		=	
+		=	
+		=	

+		=	
+		=	
+		=	



+		=	
+		=	
+		=	

+		=	
+		=	
+		=	

+		=	
+		=	
+		=	