


































































































































 0x10	 0x9	 0x8	 0x7	 0x6	 0x5
 1x10	 1x9	 1x8	 1x7	 1x6	 1x5
 2x10	 2x9	 2x8	 2x7	 2x6	 2x5
 3x10	 3x9	 3x8	 3x7	 3x6	 3x5
 4x10	 4x9	 4x8	 4x7	 4x6	 4x5
 5x10	 5x9	 5x8	 5x7	 5x6	 5x5
 6x10	 6x9	 6x8	 6x7	 6x6	 6x5
 7x10	 7x9	 7x8	 7x7	 7x6	 7x5
 8x10	 8x9	 8x8	 8x7	 8x6	 8x5
 9x10	 9x9	 9x8	 9x7	 9x6	 9x5
 10x10	 10x9	 10x8	 10x7	 10x6	 10x5

# Würfelspiel bis 20

## Rechnen bis 20

2 Seiten ausdrucken, laminieren und zusammenkleben, damit es eine Spielfläche ergibt.

weiteres Zubehör: 2 10er Würfel, bunte Glasnuggets

Es gibt mehrere Varianten, das Spiel zu spielen

- reihum würfeln, Summe bilden, Aufgabenfeld suchen, Feld mit Stein besetzen.
- oder alle Felder, die das gleiche Ergebnis haben besetzen (z.B.  $7+3$ ,  $5+5$ ,  $6+4$ ,...)
- oder Minusrechnen
- es besteht die Möglichkeit, sich runde Kartonchips oder Plastikchips zu besorgen, mit den Ergebnissen zu beschreiben und diese auf das Aufgabenfeld zu legen.
- man kann auch einen 20er Würfel nehmen, würfeln und eine Aufgabe dazu suchen.....

## Malrechnen

Ebenfalls ausdrucken, laminieren und zusammenkleben

spielen wie bei Plusaufgaben

wer zuerst seine Steine losgeworden ist, hat gewonnen.